


Beaver CREEK

RULEBOOK




Beaver CREEK

Everyone knows that beavers are experts in building dams, but this is difficult and risky work. Show that you are the smartest beaver and help our friends in this construction! Do not let the dam collapse!

Components



2 Wooden Dice



50 Logs
(30 long and 20 short)



30 Beaver Meeples

Introduction

The players will have to work together to build a dam using logs and beavers, but the one who is most skillful will be the great winner. When rolling the dice, the player determines which items to use and how to place them on the dam. To win the game, you need to place all the logs in your reserve before the other players.

Setup

- 1 – Flip the box and put it in the center of the table.
- 2 – Assign the logs according to the number of players:
2 players: 12 logs for each player (6 large and 6 small ones);
3 to 5 players: 10 logs for each player (6 large and 4 small ones).
- 3 – Place the beavers beside the dam. The dice should be placed in everyone's reach.
- 4 – Choose 2 of the 5 spaces available on the box and place 1 beaver standing in each of them, vertically (the beaver cannot be positioned lying down, that is, horizontally).

How To Play

The most buck-toothed player starts the game. They must roll the dice and place the amount of logs and beavers according to the result, in the order they prefer, alternating between beavers and logs as they wish. When they finish placing their items, or when they cause an accident, they pass their turn to the next player clockwise.

Dice 1



Place 1 beaver and 1 log.



Place 2 beavers and 2 logs.



Place 1 beaver and 2 logs.



Place 2 beavers and 1 log.



Place 3 beavers and 2 logs.



Place 3 beavers and 1 log.

Dice 2



Place the logs using only your pinky fingers.



Place the logs using your fingers like scissors.



Play with your non-dominant hand.



Place one combination of beaver and log simultaneously. (the log must be placed in the dam with a beaver on it)



Place the logs resting on the last log which was placed. (if there are no logs, reroll the dice)




Place new logs touching only beavers.

The logs must be positioned following the rules below:

1. The player chooses a log of any size and places it on at least 1 beaver.
2. The logs cannot touch the table, only the game box.
3. If there is not at least one free beaver to support a log, you cannot place it. If you have no more moves to make, your turn ends and you must pass.
4. If you drop the log you are about to place or any other piece of the dam, you must interrupt your move and pass your turn. As punishment for your carelessness, each player but you may discard 1 log. Finally, the pieces that were dropped on the dam or on the box must remain as they are (they can even serve as support for other items), but those that fell on the table must be discarded.
5. You cannot place more than one log on the same beaver

Beavers must be positioned following the rules below:

1. Beaver can be placed in the free spaces of the box or on logs. When placed on logs, you cannot place more than one beaver on the same piece in the same turn. If you cannot place any more beavers and have no more moves to make, your turn ends and you must pass.
2. The beavers should be placed standing, A beaver cannot be placed directly on top of another, but it can be placed on top of a log that is resting on a beaver.



3. If you drop the beaver you are about to place or any other piece of the dam, you must interrupt your move and pass your turn. As punishment, each player but you may discard 1 log. The pieces that were dropped on the dam or on the box must remain as they are, and those that fell on the table must be discarded.



Important: Beavers that are free, without resting logs, can be turned in their axle so as to make it easier to place new logs and beavers.

End of Match

The match ends immediately when:

A player runs out of logs. In that case, they are declared the winner. If two or more players run out of logs at the same time, they share the victory.

Or when:

There are no beavers left. In that case, the player with the fewest remaining logs will be declared the winner. If one or more players have the same number of logs, they share the victory. **IMPORTANT:** Logs have the same value when Counting Points to determine the winner, regardless of their size.

Solo Mode

Follow the preparations and the guidelines for playing. Then, take the 50 logs and start the game.

If the structure falls, count how many beavers were placed and check how you went according to the following table:

1-5: It didn't go well! You need to practice more!

6-10: It's getting better, but there's still a long way to go!

11-15: WOW, it won't be long until you are the head of the dam!

16-20: The dam has a boss and it's you!

21-25: Hail! You are the king of beavers!

26-30: You are the Buckteeth Emperor! The Supreme!



Credits

GAME DESIGN: EURICO CUNHA

FURTHER DEVELOPMENT: DAVI ARAKI
AND MAURO CARVALHO

GRAPHIC DESIGN AND ART DIRECTION:
BRUNO MARQUEZ, FILIPE CASTRO,
PAULA PIRES, VICTOR ALMEIDA FERREIRA
AND WALLACE LUCAS

ILLUSTRATIONS: GUILHERME
CAVALCANTE

PRODUCTION: FOUR FUN LLC

RULEBOOK: DAVI ARAKI, MAURO
CARVALHO AND EURICO CUNHA

REVISION AND TRANSLATION (ENGLISH):
BARBARA ANDRADE

PROOF READING: BARBARA ANDRADE

PLAYTESTING: DAVI ARAKI, EURICO
CUNHA, FILIPE CASTRO, MAURO
CARVALHO AND VICTOR ALMEIDA
FERREIRA

FOUR FUN PARTNERS: EURICO CUNHA,
MÁRCIO ASSIS, AND RICK BACH CATER

WWW.FOURFUN.GAMES

ANY QUESTIONS, COMPLIMENTS,
OR ANY OTHER MATTER, CONTACT
US BY E-MAIL: [CUSTOMERSERVICE@](mailto:CUSTOMERSERVICE@FOURFUN.GAMES)
FOURFUN.GAMES

THIS PRODUCT HAS BEEN
MANUFACTURED WITH ALL POSSIBLE
CARE. HOWEVER, IF A COMPONENT
IS MISSING OR IS DAMAGED, PLEASE
CONTACT OUR CUSTOMER SERVICE:
CUSTOMERSERVICE@FOURFUN.GAMES

YOUR PROBLEM WILL BE SOLVED IN A
TIMELY MANNER.

*© 2023 FOUR FUN - FOUR FUN STUDIO,
ALL RIGHTS RESERVED. NO PART OF
THIS PRODUCT CAN BE REPRODUCED
OR COPIED WITHOUT PERMISSION.*

